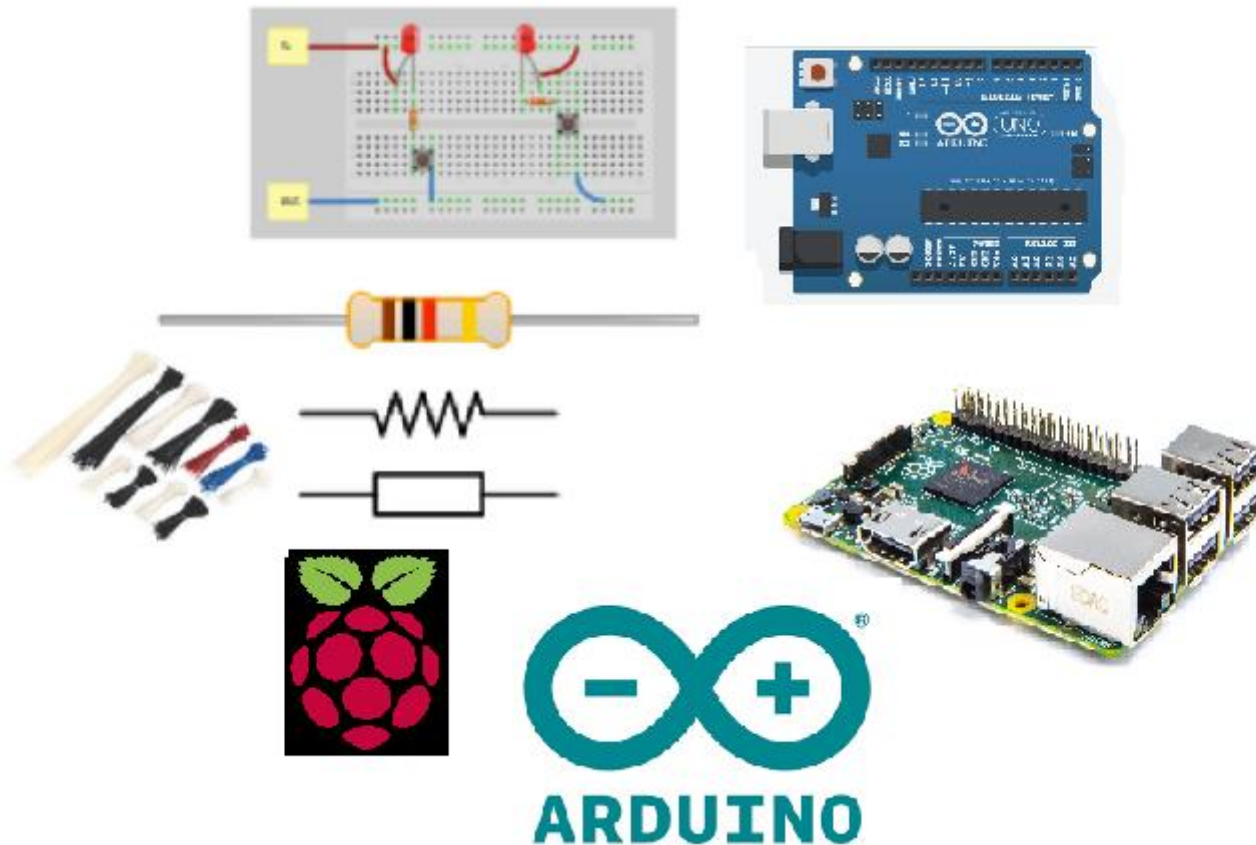




Bodgers

Digital Making


Learn about tech by building something with that tech



The most important thing is to get the project working.

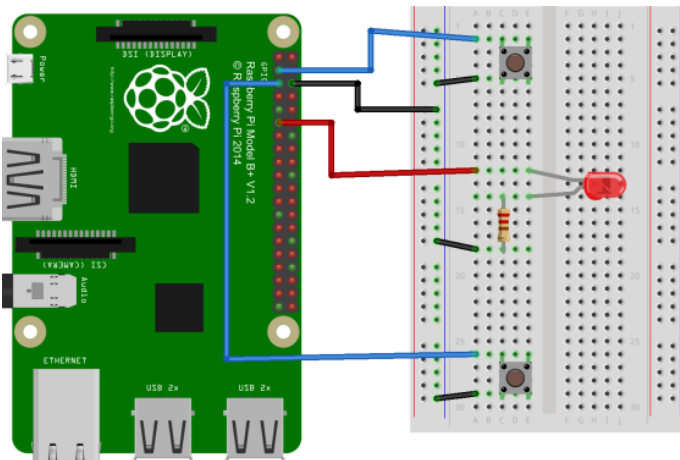



→ EUROPEAN ASTRO PI
CHALLENGE 2018/19
MISSION ZERO



→ EUROPEAN ASTRO PI
CHALLENGE 2018/19
MISSION SPACE LAB





fritzing



```
Blink | Arduino 1.6.13
File Edit Sketch Tools Help
Blink
// the setup function runs once when you press reset or power the board
void setup() {
  // initialize digital pin LED_BUILTIN as an output.
  pinMode(LED_BUILTIN, OUTPUT);
}

// the loop function runs over and over again forever
void loop() {
  digitalWrite(LED_BUILTIN, HIGH); // turn the LED on (HIGH is the voltage level)
  delay(1000); // wait for a second
  digitalWrite(LED_BUILTIN, LOW); // turn the LED off by making the voltage LOW
  delay(1000); // wait for a second
}
1 Pololu A-Star32U4 on COM4
```

